

February 22, 2012 ^{M7H}

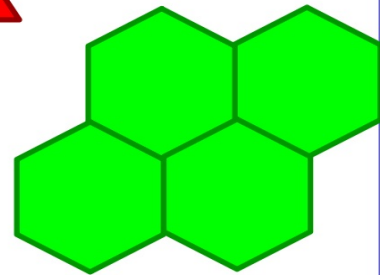
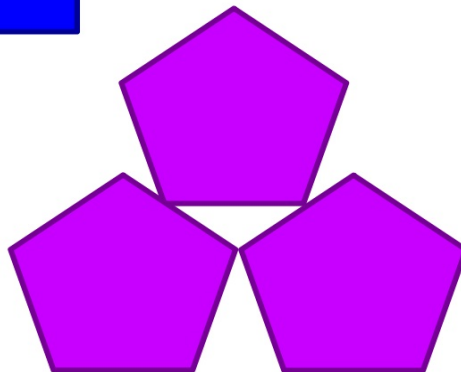

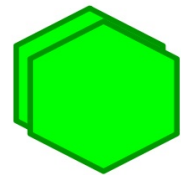
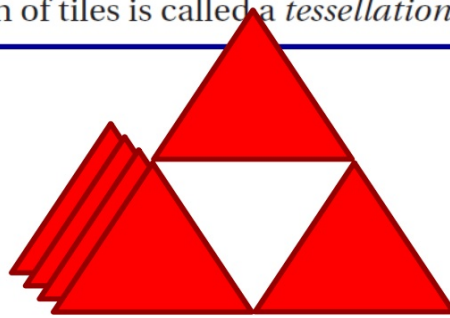

(short class so no correcting)



Get out your notes...




2/22 - Translations

When you slide a tile it is called a **translation**. When tiles can be used to cover a floor with no empty spaces, the collection of tiles is called a *tessellation*.

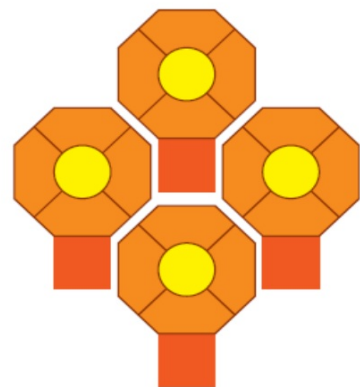




Tile Pattern




Single Tiles




Work with a partner. Can you make the pattern by using a translation of single tiles that are all of the same shape and design? If so, show how.


b.



c.



d.



e.



Create your own Tessellation!

You will need:

- 3x5 card
- scissors
- tape
- blank paper

Sample:



Start with
a square.



Cut a design out
of one side.



Tape it to the other side
to make your pattern.

Homework

Find a tessellation you want to make

Trace it on a full sheet of paper